



Secretaría
de Seguridad
Pública

REPORTE DE INCIDENCIAS

ÍNDICES MUNICIPALES

A MARZO DE 2023



DELITOS DE ALTO IMPACTO

MAPA NACIONAL



Secretaría de Seguridad Pública



TODOS LOS DELITOS DE ALTO IMPACTO

Periodo de análisis enero - marzo 2023

| Posición | Estado | Índice |
|----------|-----------------|--------|
| 1 | Baja California | 214.21 |
| 2 | Aguascalientes | 204.38 |
| 3 | México | 202.33 |
| 4 | Querétaro | 177.12 |
| 5 | Quintana Roo | 171.70 |

| Índice (denuncias x 100,000 habitantes) | | Nivel delictivo | Código de color | Número de Estados |
|---|-------|-----------------|---|-------------------|
| Desde | Hasta | | | |
| 7.4 | 86.9 | Muy bajo | | 12 |
| 86.9 | 99.6 | Bajo | | 4 |
| 99.6 | 112.3 | Medio | | 3 |
| 112.3 | 125.0 | Alto | | 4 |
| 125.0 | 214.2 | Muy Alto | | 9 |

Guanajuato ocupa el lugar 10 por índice, en el contexto nacional

con una incidencia de 7,745

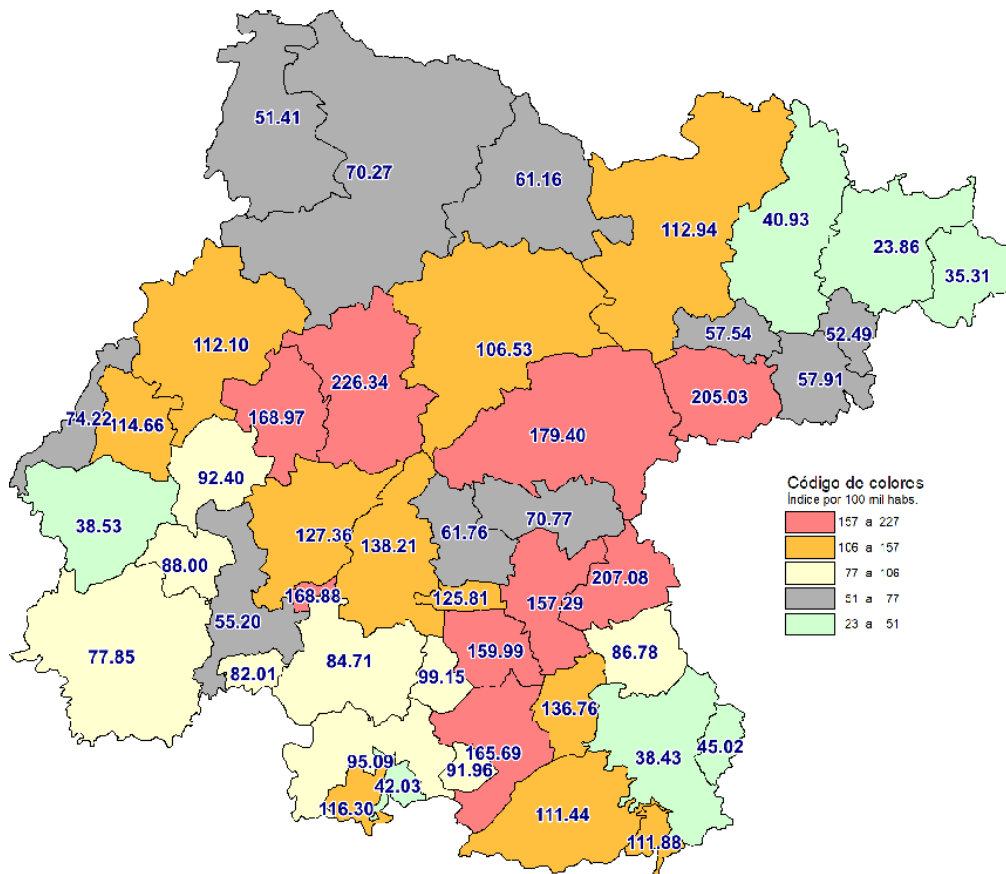
con un índice de 121.4

Fuente: SESNSP

*Índices calculados con base en la estimación de población de CONAPO para medio año de 2023.

ÍNDICE DE DELITOS DE ALTO IMPACTO

ÍNDICE DE DELITOS DE ALTO IMPACTO



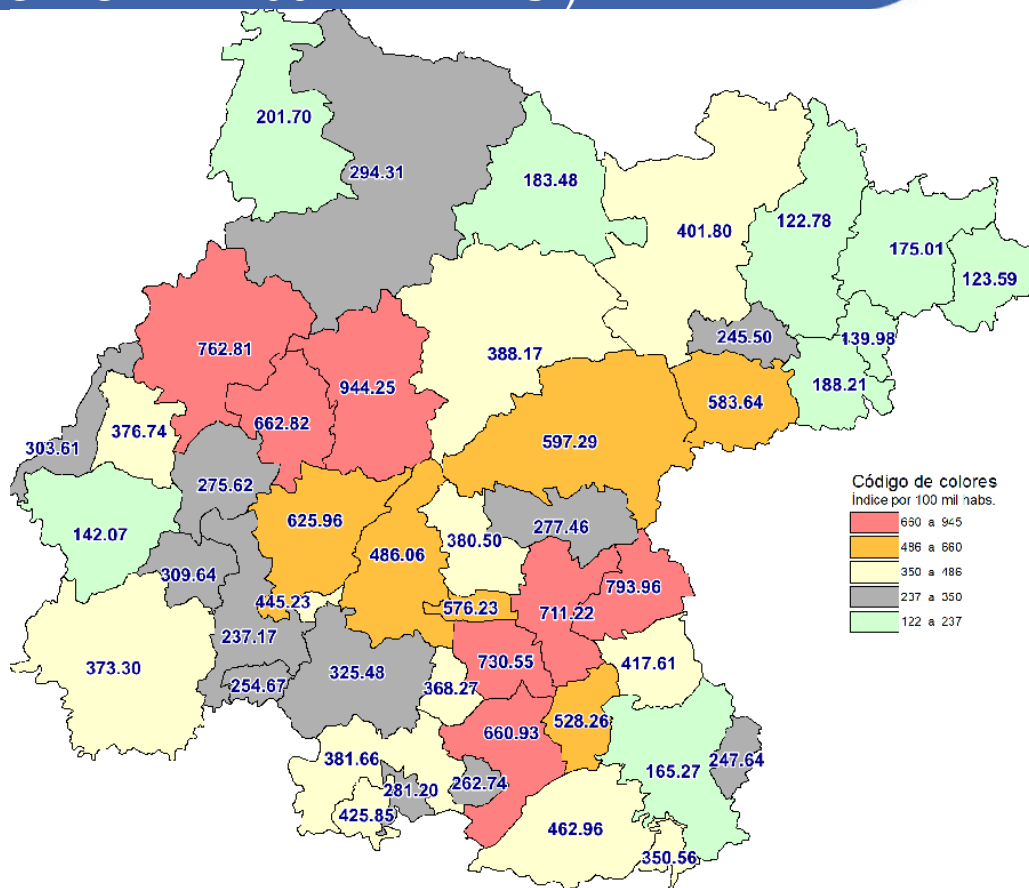
DAI

| Posición | Municipio | Índice (por 100 mil hab.) | Posición | Municipio | Índice (por 100 mil hab.) |
|----------|--------------------------|---------------------------|----------|------------------------------|---------------------------|
| 1 | GUANAJUATO | 226.34 | 24 | SANTIAGO MARAVATIO | 91.96 |
| 2 | APASEO EL GRANDE | 207.08 | 25 | CUERÁMARO | 88.00 |
| 3 | SAN JOSÉ ITURBIDE | 205.03 | 26 | APASEO EL ALTO | 86.78 |
| 4 | SAN MIGUEL DE ALLENDE | 179.40 | 27 | VALLE DE SANTIAGO | 84.71 |
| 5 | SILAO | 168.97 | 28 | HUANIMARO | 82.01 |
| 6 | PUEBLO NUEVO | 168.88 | 29 | PÉNJAMO | 77.85 |
| 7 | SALVATIERRA | 165.69 | 30 | PURÍSIMA DEL RINCÓN | 74.22 |
| 8 | CORTAZAR | 159.99 | 31 | COMONFORT | 70.77 |
| 9 | CELAYA | 157.29 | 32 | SAN FELIPE | 70.27 |
| 10 | SALAMANCA | 138.21 | 33 | SANTA CRUZ DE JUVENTINO ROSA | 61.76 |
| 11 | TARIMORO | 136.76 | 34 | SAN DIEGO DE LA UNIÓN | 61.16 |
| 12 | IRAPUATO | 127.36 | 35 | TIERRA BLANCA | 57.91 |
| 13 | VILLAGRÁN | 125.81 | 36 | DOCTOR MORA | 57.54 |
| 14 | MOROLEÓN | 116.30 | 37 | ABASOLO | 55.20 |
| 15 | SAN FRANCISCO DEL RINCÓN | 114.66 | 38 | SANTA CATARINA | 52.49 |
| 16 | SAN LUIS DE LA PAZ | 112.94 | 39 | OCAMPO | 51.41 |
| 17 | LEÓN | 112.10 | 40 | CORONEO | 45.02 |
| 18 | TARANDACUJO | 111.88 | 41 | URIANGATO | 42.03 |
| 19 | ACÁMBARO | 111.44 | 42 | VICTORIA | 40.93 |
| 20 | DÓLORES HIDALGO CIN | 106.53 | 43 | MANUEL DOBLADO | 38.53 |
| 21 | JARAL DEL PROGRESO | 99.15 | 44 | JERÉCUARO | 38.43 |
| 22 | YURIRIA | 95.09 | 45 | ATARJEJA | 35.31 |
| 23 | ROMITA | 92.40 | 46 | XICHÚ | 23.86 |



ÍNDICE DE DELITOS DEL FUERO COMÚN Y HOMICIDIO DOLOSO

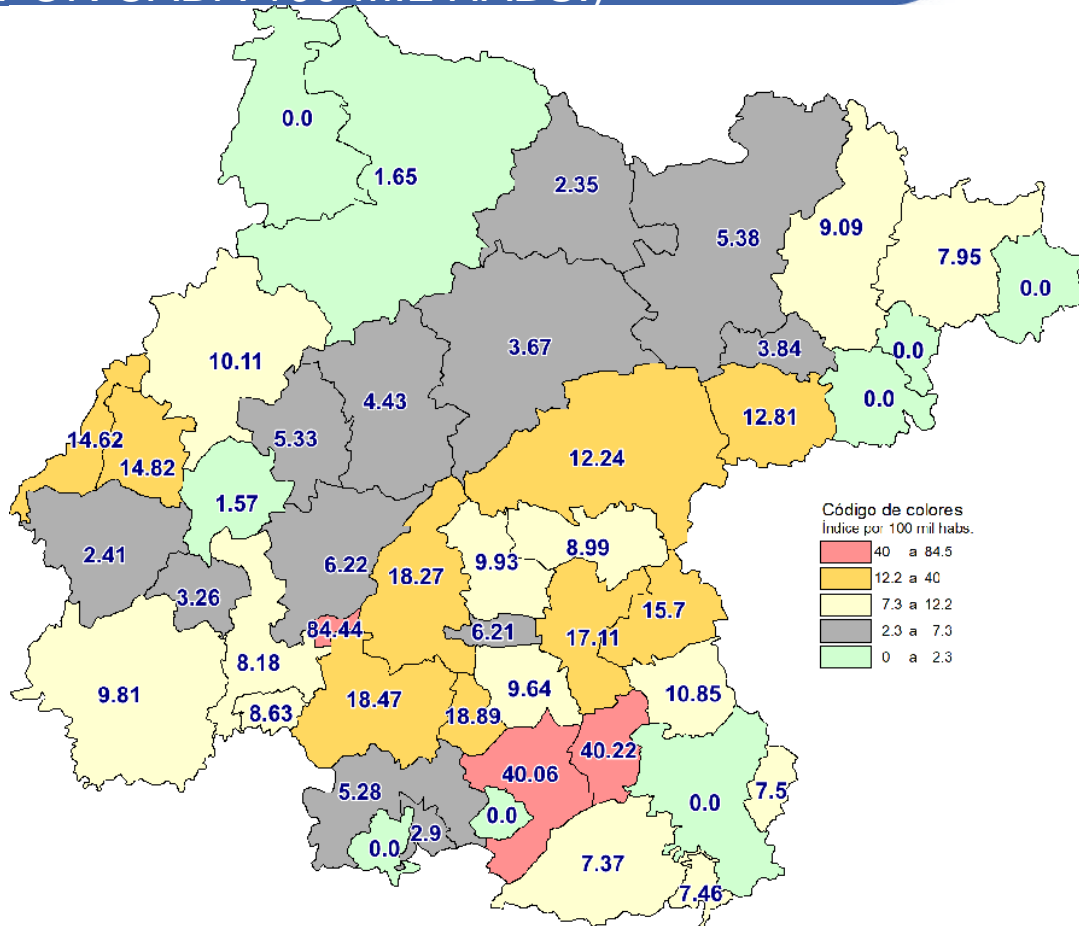
ÍNDICE DELICTIVO (POR CADA 100 MIL HABS.)



Índice delictivo

| Posición | Municipio | Índice (por 100 mil habs.) | Posición | Municipio | Índice (por 100 mil habs.) |
|----------|------------------------------|----------------------------|----------|-----------------------|----------------------------|
| 1 | GUANAJUATO | 944.25 | 24 | JARAL DEL PROGRESO | 368.27 |
| 2 | APASEO EL GRANDE | 793.96 | 25 | TARANDACUAO | 350.56 |
| 3 | LEÓN | 762.81 | 26 | VALLE DE SANTIAGO | 325.48 |
| 4 | CORTAZAR | 730.55 | 27 | CUERÁMARO | 309.64 |
| 5 | CELAYA | 711.22 | 28 | PURÍSIMA DEL RINCÓN | 303.61 |
| 6 | SILAO | 662.82 | 29 | SAN FELIPE | 294.31 |
| 7 | SALVATIERRA | 660.93 | 30 | URIANGATO | 281.20 |
| 8 | IRAPUATO | 625.96 | 31 | COMONFORT | 277.46 |
| 9 | SAN MIGUEL DE ALLENDE | 597.29 | 32 | ROMITA | 275.62 |
| 10 | SAN JOSÉ ITURBIDE | 583.64 | 33 | SANTIAGO MARAVATIO | 262.74 |
| 11 | VILLAGRÁN | 576.23 | 34 | HUANÍMARO | 254.67 |
| 12 | TARIMORO | 528.26 | 35 | CORONEO | 247.64 |
| 13 | SALAMANCA | 486.06 | 36 | DOCTOR MORA | 245.50 |
| 14 | ACÁMBARO | 462.96 | 37 | ABASOLO | 237.17 |
| 15 | PUEBLO NUEVO | 445.23 | 38 | OCAMPO | 201.70 |
| 16 | MOROLEÓN | 425.85 | 39 | TIERRA BLANCA | 188.21 |
| 17 | APASEO EL ALTO | 417.61 | 40 | SAN DIEGO DE LA UNIÓN | 183.48 |
| 18 | SAN LUIS DE LA PAZ | 401.80 | 41 | XICHÚ | 175.01 |
| 19 | DOLORES HIDALGO CIN | 388.17 | 42 | JERÉCUARO | 165.27 |
| 20 | YURIRIA | 381.66 | 43 | MANUEL DOBLADO | 142.07 |
| 21 | SANTA CRUZ DE JUVENTINO ROSA | 380.50 | 44 | SANTA CATARINA | 139.98 |
| 22 | SAN FRANCISCO DEL RINCÓN | 376.74 | 45 | ATARJEA | 123.59 |
| 23 | PÉNJAMO | 373.30 | 46 | VICTORIA | 122.78 |

ÍNDICE DE HOMICIDIO DOLOSO (POR CADA 100 MIL HABS.)



Homicidio doloso

| Posición | Municipio | Incidencia | Índice (por 100 mil habs.) | Posición | Municipio | Incidencia | Índice (por 100 mil habs.) |
|----------|--------------------------|------------|----------------------------|----------|-----------------------|------------|----------------------------|
| 1 | PUEBLO NUEVO | 11 | 84.44 | 24 | TARANDACUAO | 1 | 7.46 |
| 2 | TARIMORO | 15 | 40.22 | 25 | ACÁMBARO | 9 | 7.37 |
| 3 | SALVATIERRA | 44 | 40.06 | 26 | IRAPUATO | 39 | 6.22 |
| 4 | JARAL DEL PROGRESO | 8 | 18.89 | 27 | VILLAGRÁN | 4 | 6.21 |
| 5 | VALLE DE SANTIAGO | 29 | 18.47 | 28 | SAN LUIS DE LA PAZ | 7 | 5.38 |
| 6 | SALAMANCA | 55 | 18.27 | 29 | SILAO | 11 | 5.33 |
| 7 | CELAYA | 93 | 17.11 | 30 | YURIRIA | 4 | 5.28 |
| 8 | APASEO EL GRANDE | 16 | 15.70 | 31 | GUANAJUATO | 9 | 4.43 |
| 9 | SAN FRANCISCO DEL RINCÓN | 19 | 14.82 | 32 | DOCTOR MORA | 1 | 3.84 |
| 10 | PURÍSIMA DEL RINCÓN | 13 | 14.62 | 33 | DOLORES HIDALGO CIN | 6 | 3.67 |
| 11 | SAN JOSÉ ITURBIDE | 11 | 12.81 | 34 | CUERÁMARO | 1 | 3.26 |
| 12 | SAN MIGUEL DE ALLENDE | 23 | 12.24 | 35 | URIANGATO | 2 | 2.90 |
| 13 | APASEO EL ALTO | 8 | 10.85 | 36 | MANUEL DOBLADO | 1 | 2.41 |
| 14 | LEÓN | 174 | 10.11 | 37 | SAN DIEGO DE LA UNIÓN | 1 | 2.35 |
| 15 | SANTA CRUZ DE JUVENTINO | 9 | 9.93 | 38 | SAN FELIPE | 2 | 1.65 |
| 16 | PÉNJAMO | 16 | 9.81 | 39 | ROMITA | 1 | 1.57 |
| 17 | CORTAZAR | 10 | 9.64 | 40 | SANTA CATARINA | 0 | 0.00 |
| 18 | VICTORIA | 2 | 9.09 | 41 | MOROLEÓN | 0 | 0.00 |
| 19 | COMONFORT | 8 | 8.99 | 42 | TIERRA BLANCA | 0 | 0.00 |
| 20 | HUANÍMARO | 2 | 8.63 | 43 | JERÉCUARO | 0 | 0.00 |
| 21 | ABASOLO | 8 | 8.18 | 44 | SANTIAGO MARAVATIO | 0 | 0.00 |
| 22 | XICHÚ | 1 | 7.95 | 45 | OCAMPO | 0 | 0.00 |
| 23 | CORONEO | 1 | 7.50 | 46 | ATARJEJA | 0 | 0.00 |

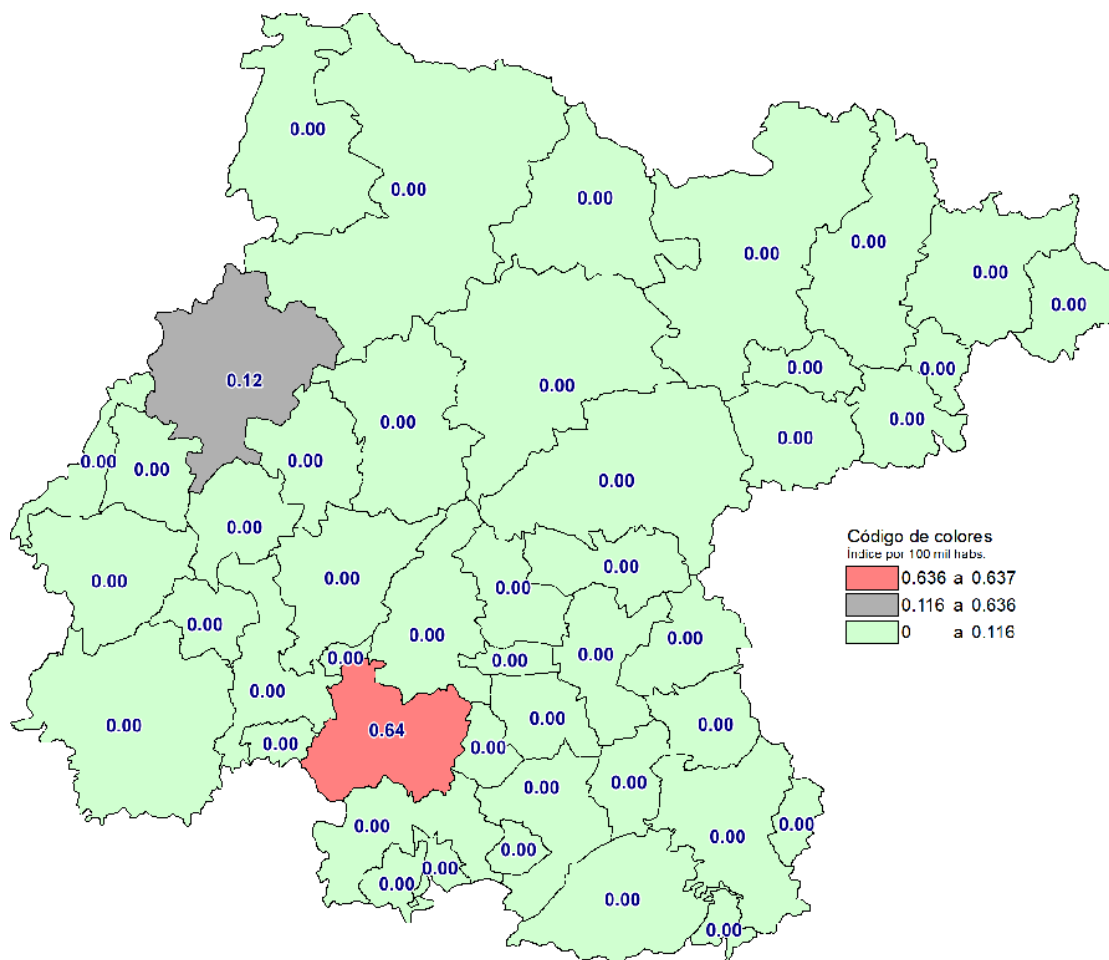
Fuente: Secretariado Ejecutivo del Sistema Nacional de Seguridad Pública.



Secretaría
de Seguridad
Pública

DELITOS DE ALTO IMPACTO POR MUNICIPIO INCIDENCIA E ÍNDICE

FEMINICIDIO

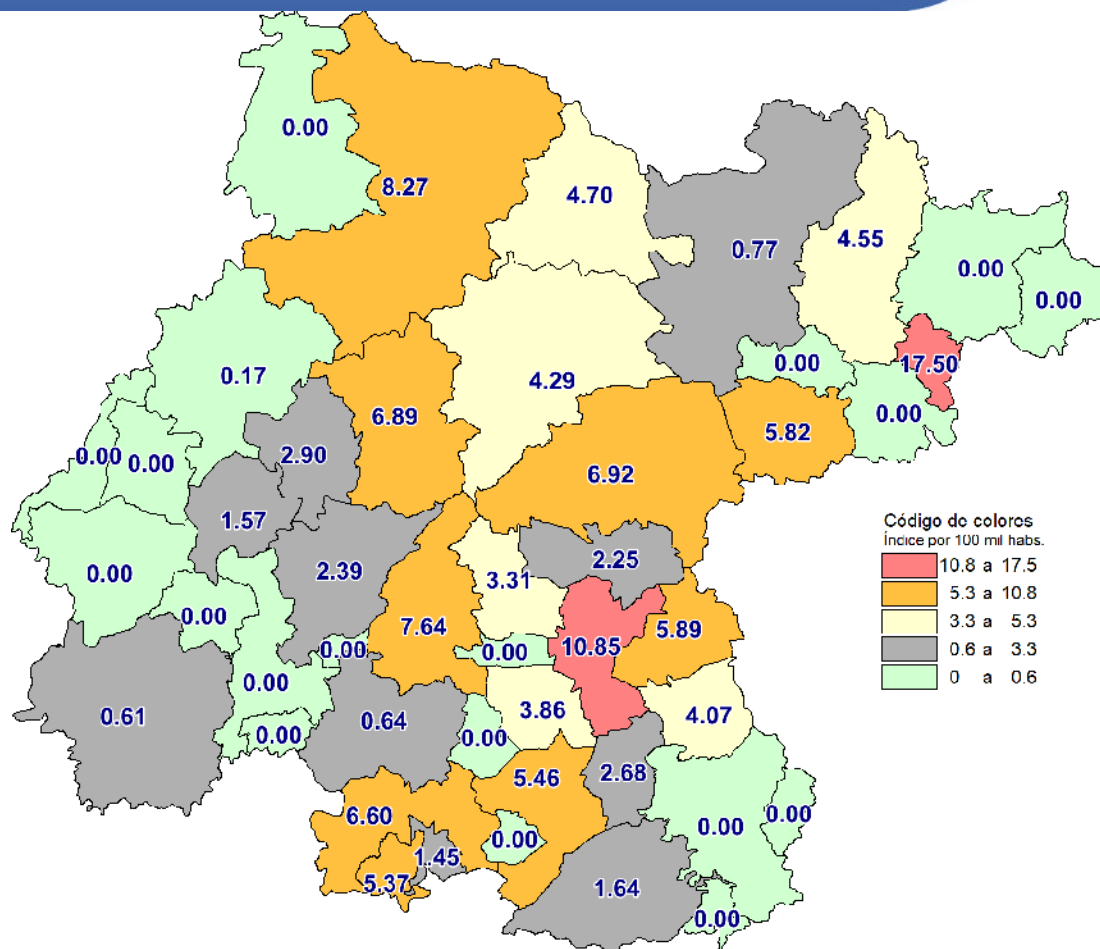


Feminicidio

| Posición | Municipio | Incidencia | Índice (por 100 mil hab.) | Posición | Municipio | Incidencia | Índice (por 100 mil hab.) |
|----------|--------------------------|------------|---------------------------|----------|-------------------------|------------|---------------------------|
| 1 | VALLE DE SANTIAGO | 1 | 0.64 | 24 | GUANAJUATO | 0 | 0.00 |
| 2 | LEÓN | 2 | 0.12 | 25 | SALVATIERRA | 0 | 0.00 |
| 3 | SANTA CATARINA | 0 | 0.00 | 26 | HUANÍMARO | 0 | 0.00 |
| 4 | SALAMANCA | 0 | 0.00 | 27 | SAN FELIPE | 0 | 0.00 |
| 5 | VILLAGRÁN | 0 | 0.00 | 28 | IRAPUATO | 0 | 0.00 |
| 6 | APASEO EL GRANDE | 0 | 0.00 | 29 | SAN JOSÉ ITURBIDE | 0 | 0.00 |
| 7 | SAN FRANCISCO DEL RINCÓN | 0 | 0.00 | 30 | JARAL DEL PROGRESO | 0 | 0.00 |
| 8 | ATARJEA | 0 | 0.00 | 31 | SAN MIGUEL DE ALLENDE | 0 | 0.00 |
| 9 | TIERRA BLANCA | 0 | 0.00 | 32 | JERÉCUARO | 0 | 0.00 |
| 10 | CELAYA | 0 | 0.00 | 33 | SANTA CRUZ DE JUVENTINO | 0 | 0.00 |
| 11 | PURÍSIMA DEL RINCÓN | 0 | 0.00 | 34 | SILAO | 0 | 0.00 |
| 12 | COMONFORT | 0 | 0.00 | 35 | APASEO EL ALTO | 0 | 0.00 |
| 13 | SAN DIEGO DE LA UNIÓN | 0 | 0.00 | 36 | TARANDACUAO | 0 | 0.00 |
| 14 | CORONEO | 0 | 0.00 | 37 | TARIMORO | 0 | 0.00 |
| 15 | SAN LUIS DE LA PAZ | 0 | 0.00 | 38 | MANUEL DOBLADO | 0 | 0.00 |
| 16 | CORTAZAR | 0 | 0.00 | 39 | URIANGATO | 0 | 0.00 |
| 17 | SANTIAGO MARAVATIO | 0 | 0.00 | 40 | MOROLEÓN | 0 | 0.00 |
| 18 | CUERÁMARO | 0 | 0.00 | 41 | VICTORIA | 0 | 0.00 |
| 19 | ACÁMBARO | 0 | 0.00 | 42 | OCAMPO | 0 | 0.00 |
| 20 | DOCTOR MORA | 0 | 0.00 | 43 | XICHÚ | 0 | 0.00 |
| 21 | YURIRIA | 0 | 0.00 | 44 | PÉNJAMO | 0 | 0.00 |
| 22 | DOLORES HIDALGO CIN | 0 | 0.00 | 45 | ABASOLO | 0 | 0.00 |
| 23 | ROMITA | 0 | 0.00 | 46 | PUEBLO NUEVO | 0 | 0.00 |

Fuente: Secretariado Ejecutivo del Sistema Nacional de Seguridad Pública.

EXTORSIÓN

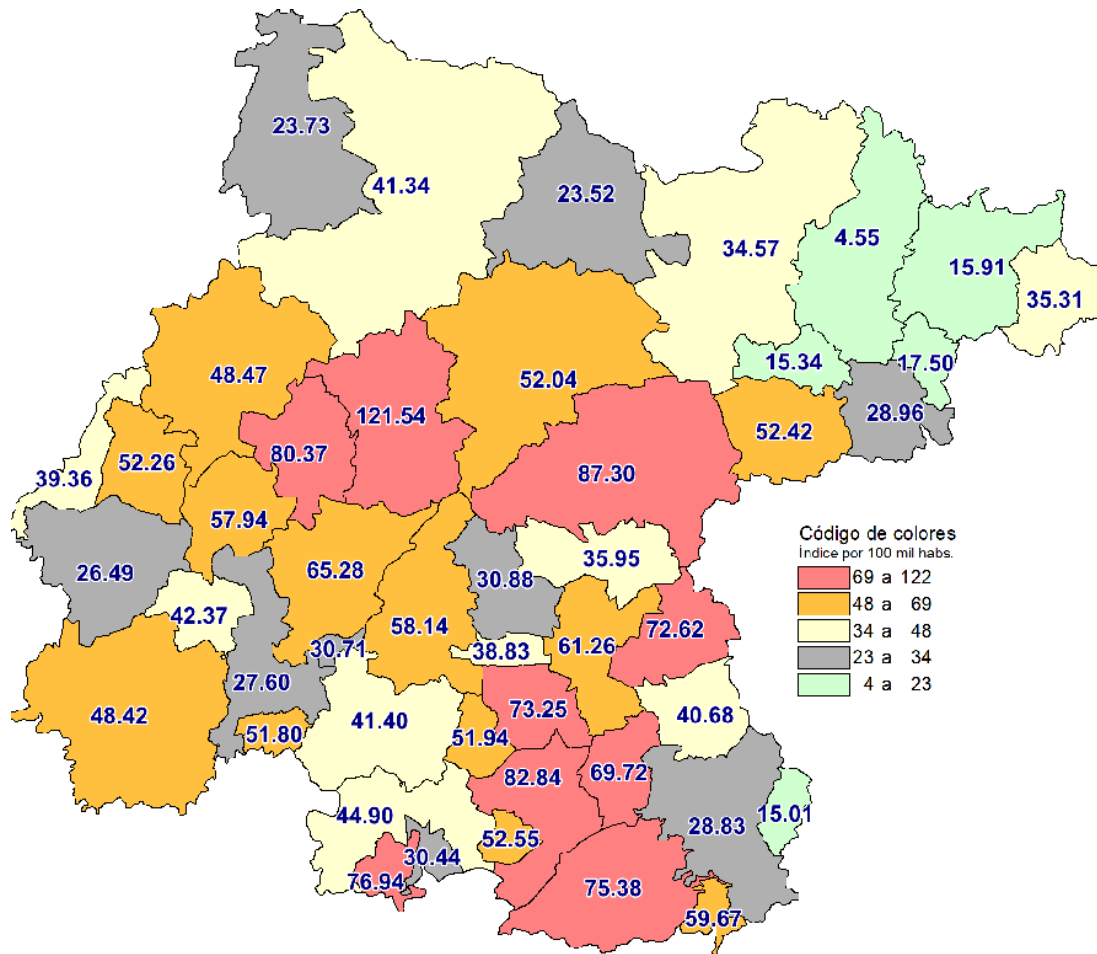


Extorsión

| Posición | Municipio | Incidencia | Índice (por 100 mil hab.) | Posición | Municipio | Incidencia | Índice (por 100 mil hab.) |
|----------|-------------------------|------------|---------------------------|----------|--------------------------|------------|---------------------------|
| 1 | SANTA CATARINA | 1 | 17.50 | 24 | URIANGATO | 1 | 1.45 |
| 2 | CELAYA | 59 | 10.85 | 25 | SAN LUIS DE LA PAZ | 1 | 0.77 |
| 3 | SAN FELIPE | 10 | 8.27 | 26 | VALLE DE SANTIAGO | 1 | 0.64 |
| 4 | SALAMANCA | 23 | 7.64 | 27 | PÉNJAMO | 1 | 0.61 |
| 5 | SAN MIGUEL DE ALLENDE | 13 | 6.92 | 28 | LEÓN | 3 | 0.17 |
| 6 | GUANAJUATO | 14 | 6.89 | 29 | JERÉCUARO | 0 | 0.00 |
| 7 | YURIRIA | 5 | 6.60 | 30 | ATARJEJA | 0 | 0.00 |
| 8 | APASEO EL GRANDE | 6 | 5.89 | 31 | PURÍSIMA DEL RINCÓN | 0 | 0.00 |
| 9 | SAN JOSÉ ITURBIDE | 5 | 5.82 | 32 | SAN FRANCISCO DEL RINCÓN | 0 | 0.00 |
| 10 | SALVATIERRA | 6 | 5.46 | 33 | CUERÁMARO | 0 | 0.00 |
| 11 | MOROLEÓN | 3 | 5.37 | 34 | JARAL DEL PROGRESO | 0 | 0.00 |
| 12 | SAN DIEGO DE LA UNIÓN | 2 | 4.70 | 35 | CORONEO | 0 | 0.00 |
| 13 | VICTORIA | 1 | 4.55 | 36 | TARANDACUJO | 0 | 0.00 |
| 14 | DOLORES HIDALGO CIN | 7 | 4.29 | 37 | MANUEL DOBLADO | 0 | 0.00 |
| 15 | APASEO EL ALTO | 3 | 4.07 | 38 | TIERRA BLANCA | 0 | 0.00 |
| 16 | CORTAZAR | 4 | 3.86 | 39 | DOCTOR MORA | 0 | 0.00 |
| 17 | SANTA CRUZ DE JUVENTINO | 3 | 3.31 | 40 | HUANIMARO | 0 | 0.00 |
| 18 | SILAO | 6 | 2.90 | 41 | OCAMPO | 0 | 0.00 |
| 19 | TARIMORO | 1 | 2.68 | 42 | VILLAGRÁN | 0 | 0.00 |
| 20 | IRAPUATO | 15 | 2.39 | 43 | XICHÚ | 0 | 0.00 |
| 21 | COMONFORT | 2 | 2.25 | 44 | SANTIAGO MARAVATIO | 0 | 0.00 |
| 22 | ACÁMBARO | 2 | 1.64 | 45 | ABASOLO | 0 | 0.00 |
| 23 | ROMITA | 1 | 1.57 | 46 | PUEBLO NUEVO | 0 | 0.00 |

Fuente: Secretariado Ejecutivo del Sistema Nacional de Seguridad Pública.

LESIONES DOLOSAS



Lesiones dolosas

| Posición | Municipio | Incidencia | Índice (por 100 mil hab.) | Posición | Municipio | Incidencia | Índice (por 100 mil hab.) |
|----------|--------------------------|------------|---------------------------|----------|-------------------------|------------|---------------------------|
| 1 | GUANAJUATO | 247 | 121.54 | 24 | CUERÁMARO | 13 | 42.37 |
| 2 | SAN MIGUEL DE ALLENDE | 164 | 87.30 | 25 | VALLE DE SANTIAGO | 65 | 41.40 |
| 3 | SALVATIERRA | 91 | 82.84 | 26 | SAN FELIPE | 50 | 41.34 |
| 4 | SILAO | 166 | 80.37 | 27 | APASEO EL ALTO | 30 | 40.68 |
| 5 | MOROLEÓN | 43 | 76.94 | 28 | PURÍSIMA DEL RINCÓN | 35 | 39.36 |
| 6 | ACÁMBARO | 92 | 75.38 | 29 | VILLAGRÁN | 25 | 38.83 |
| 7 | CORTAZAR | 76 | 73.25 | 30 | COMONFORT | 32 | 35.95 |
| 8 | APASEO EL GRANDE | 74 | 72.62 | 31 | ATARJEA | 2 | 35.31 |
| 9 | TARIMORO | 26 | 69.72 | 32 | SAN LUIS DE LA PAZ | 45 | 34.57 |
| 10 | IRAPUATO | 409 | 65.28 | 33 | SANTA CRUZ DE JUVENTINO | 28 | 30.88 |
| 11 | CELAYA | 333 | 61.26 | 34 | PUEBLO NUEVO | 4 | 30.71 |
| 12 | TARANDACUAO | 8 | 59.67 | 35 | URIANGATO | 21 | 30.44 |
| 13 | SALAMANCA | 175 | 58.14 | 36 | TIERRA BLANCA | 6 | 28.96 |
| 14 | ROMITA | 37 | 57.94 | 37 | JERÉCUARO | 15 | 28.83 |
| 15 | SANTIAGO MARAVATIO | 4 | 52.55 | 38 | ABASOLO | 27 | 27.60 |
| 16 | SAN JOSÉ ITURBIDE | 45 | 52.42 | 39 | MANUEL DOBLADO | 11 | 26.49 |
| 17 | SAN FRANCISCO DEL RINCÓN | 67 | 52.26 | 40 | OCAMPO | 6 | 23.73 |
| 18 | DOLORES HIDALGO CIN | 85 | 52.04 | 41 | SAN DIEGO DE LA UNIÓN | 10 | 23.52 |
| 19 | JARAL DEL PROGRESO | 22 | 51.94 | 42 | SANTA CATARINA | 1 | 17.50 |
| 20 | HUANÍMARO | 12 | 51.80 | 43 | XICHÚ | 2 | 15.91 |
| 21 | LEÓN | 834 | 48.47 | 44 | DOCTOR MORA | 4 | 15.34 |
| 22 | PÉNJAMO | 79 | 48.42 | 45 | CORONEO | 2 | 15.01 |
| 23 | YURIRIA | 34 | 44.90 | 46 | VICTORIA | 1 | 4.55 |

Fuente: Secretariado Ejecutivo del Sistema Nacional de Seguridad Pública.

ROBO A BANCO

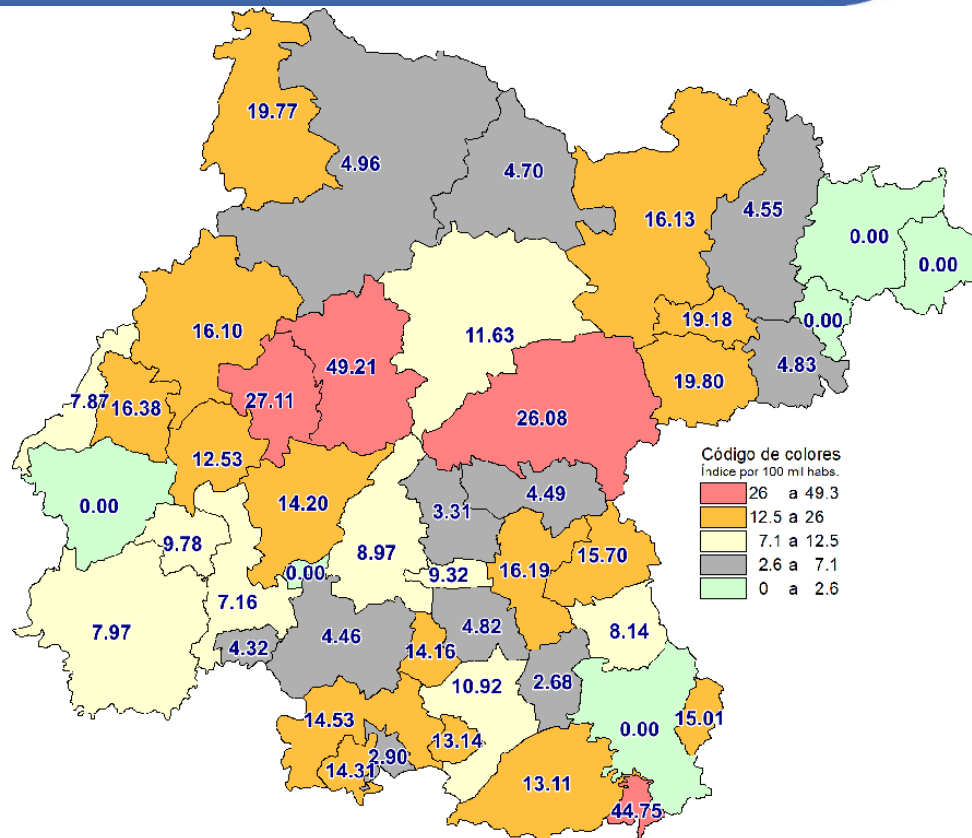


Robo a bancos

| Posición | Municipio | Incidencia | Índice (por 100 mil hab.) | Posición | Municipio | Incidencia | Índice (por 100 mil hab.) |
|----------|--------------------------|------------|---------------------------|----------|-------------------------|------------|---------------------------|
| 1 | SAN LUIS DE LA PAZ | 0 | 0.00 | 24 | DOLORES HIDALGO CIN | 0 | 0.00 |
| 2 | PURÍSIMA DEL RINCÓN | 0 | 0.00 | 25 | SALVATIERRA | 0 | 0.00 |
| 3 | TIERRA BLANCA | 0 | 0.00 | 26 | GUANAJUATO | 0 | 0.00 |
| 4 | ACÁMBARO | 0 | 0.00 | 27 | SAN FELIPE | 0 | 0.00 |
| 5 | SAN DIEGO DE LA UNIÓN | 0 | 0.00 | 28 | HUANÍMARO | 0 | 0.00 |
| 6 | APASEO EL ALTO | 0 | 0.00 | 29 | SAN JOSÉ ITURBIDE | 0 | 0.00 |
| 7 | SANTIAGO MARAVATIO | 0 | 0.00 | 30 | IRAPUATO | 0 | 0.00 |
| 8 | APASEO EL GRANDE | 0 | 0.00 | 31 | SAN MIGUEL DE ALLENDE | 0 | 0.00 |
| 9 | VILLAGRÁN | 0 | 0.00 | 32 | JARAL DEL PROGRESO | 0 | 0.00 |
| 10 | ATARJEJA | 0 | 0.00 | 33 | SANTA CRUZ DE JUVENTINO | 0 | 0.00 |
| 11 | SALAMANCA | 0 | 0.00 | 34 | JERÉCUARO | 0 | 0.00 |
| 12 | CELAYA | 0 | 0.00 | 35 | SILAO | 0 | 0.00 |
| 13 | SAN FRANCISCO DEL RINCÓN | 0 | 0.00 | 36 | LEÓN | 0 | 0.00 |
| 14 | COMONFORT | 0 | 0.00 | 37 | TARIMORO | 0 | 0.00 |
| 15 | SANTA CATARINA | 0 | 0.00 | 38 | MANUEL DOBLADO | 0 | 0.00 |
| 16 | CORONEO | 0 | 0.00 | 39 | URIANGATO | 0 | 0.00 |
| 17 | TARANDACUAO | 0 | 0.00 | 40 | MOROLEÓN | 0 | 0.00 |
| 18 | CORTAZAR | 0 | 0.00 | 41 | VICTORIA | 0 | 0.00 |
| 19 | VALLE DE SANTIAGO | 0 | 0.00 | 42 | OCAMPO | 0 | 0.00 |
| 20 | CUERÁMARO | 0 | 0.00 | 43 | XICHÚ | 0 | 0.00 |
| 21 | YURIRIA | 0 | 0.00 | 44 | PÉNJAMO | 0 | 0.00 |
| 22 | DOCTOR MORA | 0 | 0.00 | 45 | ABASOLO | 0 | 0.00 |
| 23 | ROMITA | 0 | 0.00 | 46 | PUEBLO NUEVO | 0 | 0.00 |

Fuente: Secretariado Ejecutivo del Sistema Nacional de Seguridad Pública.

ROBO A CASA HABITACIÓN

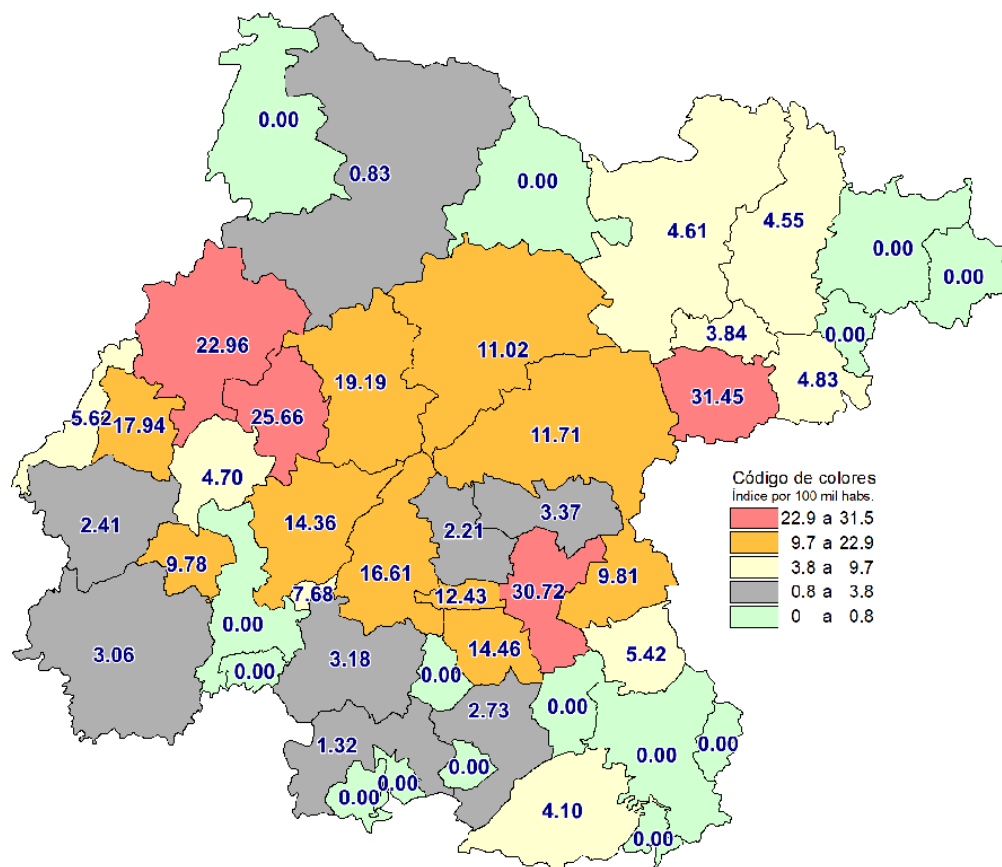


Robo a casa habitación

| Posición | Municipio | Incidencia | Índice (por 100 mil hab.) | Posición | Municipio | Incidencia | Índice (por 100 mil hab.) |
|----------|--------------------------|------------|---------------------------|----------|-------------------------|------------|---------------------------|
| 1 | GUANAJUATO | 100 | 49.21 | 24 | VILLAGRÁN | 6 | 9.32 |
| 2 | TARANDACUAO | 6 | 44.75 | 25 | SALAMANCA | 27 | 8.97 |
| 3 | SILAO | 56 | 27.11 | 26 | APASEO EL ALTO | 6 | 8.14 |
| 4 | SAN MIGUEL DE ALLENDE | 49 | 26.08 | 27 | PÉNJAMO | 13 | 7.97 |
| 5 | SAN JOSÉ ITURBIDE | 17 | 19.80 | 28 | PURÍSIMA DEL RINCÓN | 7 | 7.87 |
| 6 | OCAMPO | 5 | 19.77 | 29 | ABASOLO | 7 | 7.16 |
| 7 | DOCTOR MORA | 5 | 19.18 | 30 | SAN FELIPE | 6 | 4.96 |
| 8 | SAN FRANCISCO DEL RINCÓN | 21 | 16.38 | 31 | TIERRA BLANCA | 1 | 4.83 |
| 9 | CELAYA | 88 | 16.19 | 32 | CORTAZAR | 5 | 4.82 |
| 10 | SAN LUIS DE LA PAZ | 21 | 16.13 | 33 | SAN DIEGO DE LA UNIÓN | 2 | 4.70 |
| 11 | LEÓN | 277 | 16.10 | 34 | VICTORIA | 1 | 4.55 |
| 12 | APASEO EL GRANDE | 16 | 15.70 | 35 | COMONFORT | 4 | 4.49 |
| 13 | CORONEO | 2 | 15.01 | 36 | VALLE DE SANTIAGO | 7 | 4.46 |
| 14 | YURIRIA | 11 | 14.53 | 37 | HUANÍMARO | 1 | 4.32 |
| 15 | MOROLEÓN | 8 | 14.31 | 38 | SANTA CRUZ DE JUVENTINO | 3 | 3.31 |
| 16 | IRAPUATO | 89 | 14.20 | 39 | URIANGATO | 2 | 2.90 |
| 17 | JARAL DEL PROGRESO | 6 | 14.16 | 40 | TARIMORO | 1 | 2.68 |
| 18 | SANTIAGO MARAVATIO | 1 | 13.14 | 41 | JERÉCUARO | 0 | 0.00 |
| 19 | ACÁMBARO | 16 | 13.11 | 42 | SANTA CATARINA | 0 | 0.00 |
| 20 | ROMITA | 8 | 12.53 | 43 | XICHÚ | 0 | 0.00 |
| 21 | DOLORES HIDALGO CIN | 19 | 11.63 | 44 | MANUEL DOBLADO | 0 | 0.00 |
| 22 | SALVATIERRA | 12 | 10.92 | 45 | ATARJEA | 0 | 0.00 |
| 23 | CUERÁMARO | 3 | 9.78 | 46 | PUEBLO NUEVO | 0 | 0.00 |

Fuente: Secretariado Ejecutivo del Sistema Nacional de Seguridad Pública.

ROBO A NEGOCIO

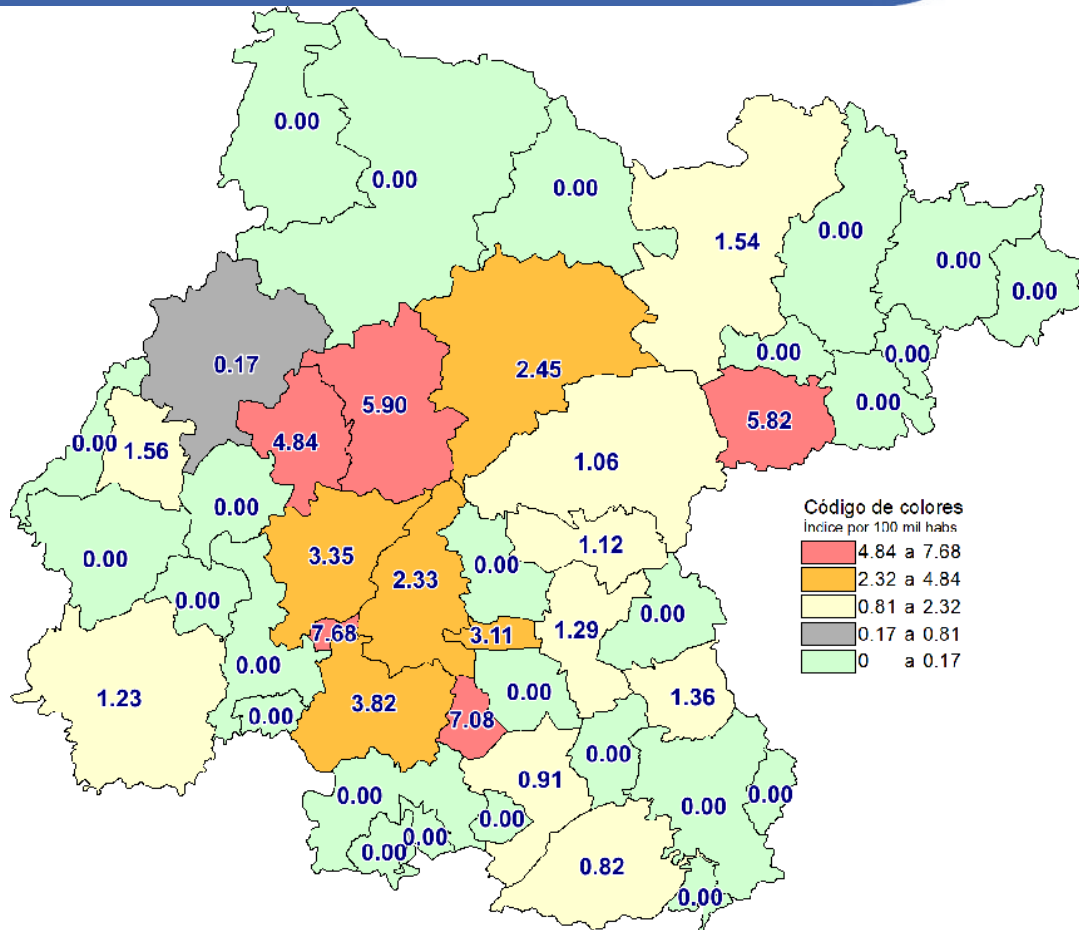


Robo a negocio

| Posición | Municipio | Incidencia | Índice (por 100 mil hab.) | Posición | Municipio | Incidencia | Índice (por 100 mil hab.) |
|----------|--------------------------|------------|---------------------------|----------|-------------------------|------------|---------------------------|
| 1 | SAN JOSÉ ITURBIDE | 27 | 31.45 | 24 | COMONFORT | 3 | 3.37 |
| 2 | CELAYA | 167 | 30.72 | 25 | VALLE DE SANTIAGO | 5 | 3.18 |
| 3 | SILAO | 53 | 25.66 | 26 | PÉNJAMO | 5 | 3.06 |
| 4 | LEÓN | 395 | 22.96 | 27 | SALVATIERRA | 3 | 2.73 |
| 5 | GUANAJUATO | 39 | 19.19 | 28 | MANUEL DOBLADO | 1 | 2.41 |
| 6 | SAN FRANCISCO DEL RINCÓN | 23 | 17.94 | 29 | SANTA CRUZ DE JUVENTINO | 2 | 2.21 |
| 7 | SALAMANCA | 50 | 16.61 | 30 | YURIRIA | 1 | 1.32 |
| 8 | CORTAZAR | 15 | 14.46 | 31 | SAN FELIPE | 1 | 0.83 |
| 9 | IRAPUATO | 90 | 14.36 | 32 | ATARJEA | 0 | 0.00 |
| 10 | VILLAGRÁN | 8 | 12.43 | 33 | MOROLEÓN | 0 | 0.00 |
| 11 | SAN MIGUEL DE ALLENDE | 22 | 11.71 | 34 | ABASOLO | 0 | 0.00 |
| 12 | DOLORES HIDALGO CIN | 18 | 11.02 | 35 | CORONEO | 0 | 0.00 |
| 13 | APASEO EL GRANDE | 10 | 9.81 | 36 | OCAMPO | 0 | 0.00 |
| 14 | CUERÁMARO | 3 | 9.78 | 37 | TARIMORO | 0 | 0.00 |
| 15 | PUEBLO NUEVO | 1 | 7.68 | 38 | SANTA CATARINA | 0 | 0.00 |
| 16 | PURÍSIMA DEL RINCÓN | 5 | 5.62 | 39 | URIANGATO | 0 | 0.00 |
| 17 | APASEO EL ALTO | 4 | 5.42 | 40 | SAN DIEGO DE LA UNIÓN | 0 | 0.00 |
| 18 | TIERRA BLANCA | 1 | 4.83 | 41 | JERÉCUARO | 0 | 0.00 |
| 19 | ROMITA | 3 | 4.70 | 42 | SANTIAGO MARAVATIO | 0 | 0.00 |
| 20 | SAN LUIS DE LA PAZ | 6 | 4.61 | 43 | JARAL DEL PROGRESO | 0 | 0.00 |
| 21 | VICTORIA | 1 | 4.55 | 44 | XICHÚ | 0 | 0.00 |
| 22 | ACÁMBARO | 5 | 4.10 | 45 | HUANIMARO | 0 | 0.00 |
| 23 | DOCTOR MORA | 1 | 3.84 | 46 | TARANDACUAJO | 0 | 0.00 |

Fuente: Secretariado Ejecutivo del Sistema Nacional de Seguridad Pública.

ROBO A TRANSEÚNTE

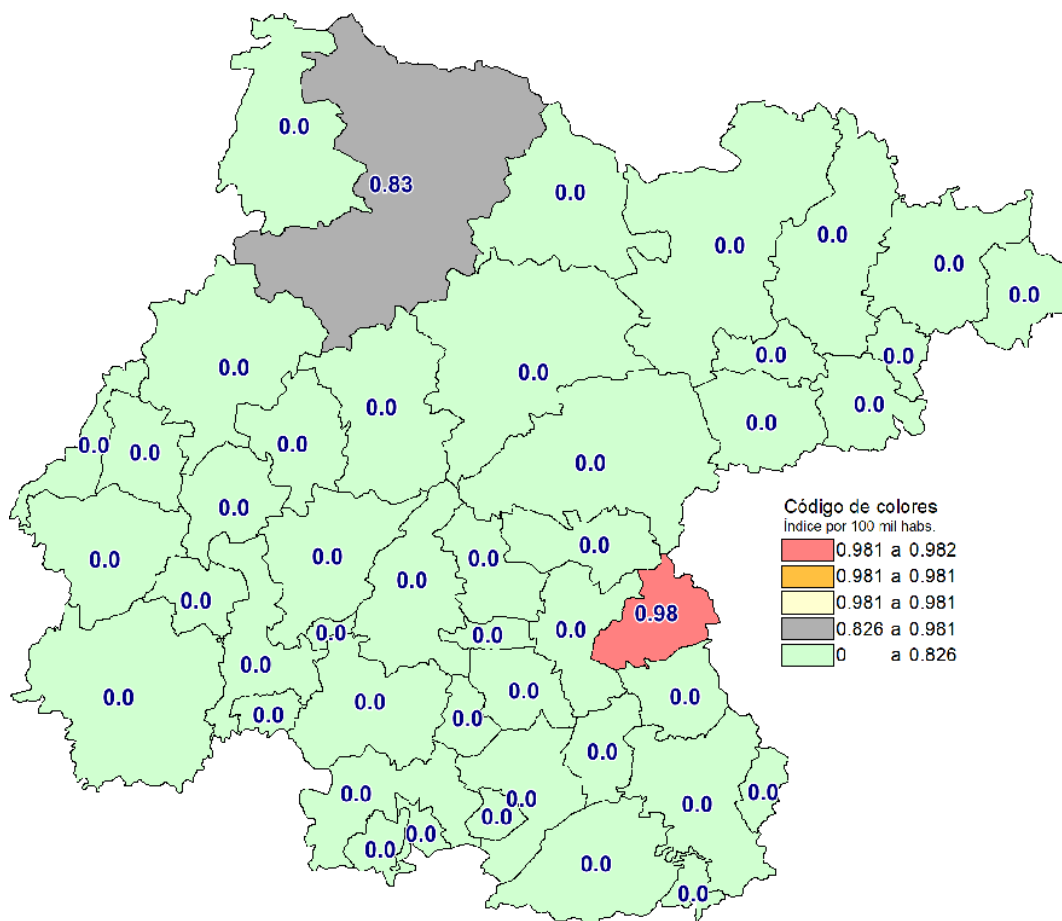


Robo a transeúnte

| Posición | Municipio | Incidencia | Índice (por 100 mil habs.) | Posición | Municipio | Incidencia | Índice (por 100 mil habs.) |
|----------|--------------------------|------------|----------------------------|----------|-------------------------|------------|----------------------------|
| 1 | PUEBLO NUEVO | 1 | 7.68 | 24 | CORTAZAR | 0 | 0.00 |
| 2 | JARAL DEL PROGRESO | 3 | 7.08 | 25 | SANTIAGO MARAVATIO | 0 | 0.00 |
| 3 | GUANAJUATO | 12 | 5.90 | 26 | XICHÚ | 0 | 0.00 |
| 4 | SAN JOSÉ ITURBIDE | 5 | 5.82 | 27 | VICTORIA | 0 | 0.00 |
| 5 | SILAO | 10 | 4.84 | 28 | MOROLEÓN | 0 | 0.00 |
| 6 | VALLE DE SANTIAGO | 6 | 3.82 | 29 | ATARJEA | 0 | 0.00 |
| 7 | IRAPUATO | 21 | 3.35 | 30 | APASEO EL GRANDE | 0 | 0.00 |
| 8 | VILLAGRÁN | 2 | 3.11 | 31 | SANTA CATARINA | 0 | 0.00 |
| 9 | DOLORES HIDALGO CIN | 4 | 2.45 | 32 | ROMITA | 0 | 0.00 |
| 10 | SALAMANCA | 7 | 2.33 | 33 | SANTA CRUZ DE JUVENTINO | 0 | 0.00 |
| 11 | SAN FRANCISCO DEL RINCÓN | 2 | 1.56 | 34 | CUERÁMARO | 0 | 0.00 |
| 12 | SAN LUIS DE LA PAZ | 2 | 1.54 | 35 | HUANÍMARO | 0 | 0.00 |
| 13 | APASEO EL ALTO | 1 | 1.36 | 36 | TARIMORO | 0 | 0.00 |
| 14 | CELAYA | 7 | 1.29 | 37 | MANUEL DOBLADO | 0 | 0.00 |
| 15 | PÉNJAMO | 2 | 1.23 | 38 | TIERRA BLANCA | 0 | 0.00 |
| 16 | COMONFORT | 1 | 1.12 | 39 | JERÉCUARO | 0 | 0.00 |
| 17 | SAN MIGUEL DE ALLENDE | 2 | 1.06 | 40 | URIANGATO | 0 | 0.00 |
| 18 | SALVATIERRA | 1 | 0.91 | 41 | SAN DIEGO DE LA UNIÓN | 0 | 0.00 |
| 19 | ACÁMBARO | 1 | 0.82 | 42 | CORONEO | 0 | 0.00 |
| 20 | LEÓN | 3 | 0.17 | 43 | SAN FELIPE | 0 | 0.00 |
| 21 | TARANDACUAO | 0 | 0.00 | 44 | YURIRIA | 0 | 0.00 |
| 22 | OCAMPO | 0 | 0.00 | 45 | ABASOLO | 0 | 0.00 |
| 23 | DOCTOR MORA | 0 | 0.00 | 46 | PURÍSIMA DEL RINCÓN | 0 | 0.00 |

Fuente: Secretariado Ejecutivo del Sistema Nacional de Seguridad Pública.

ROBO A TRANSPORTISTA

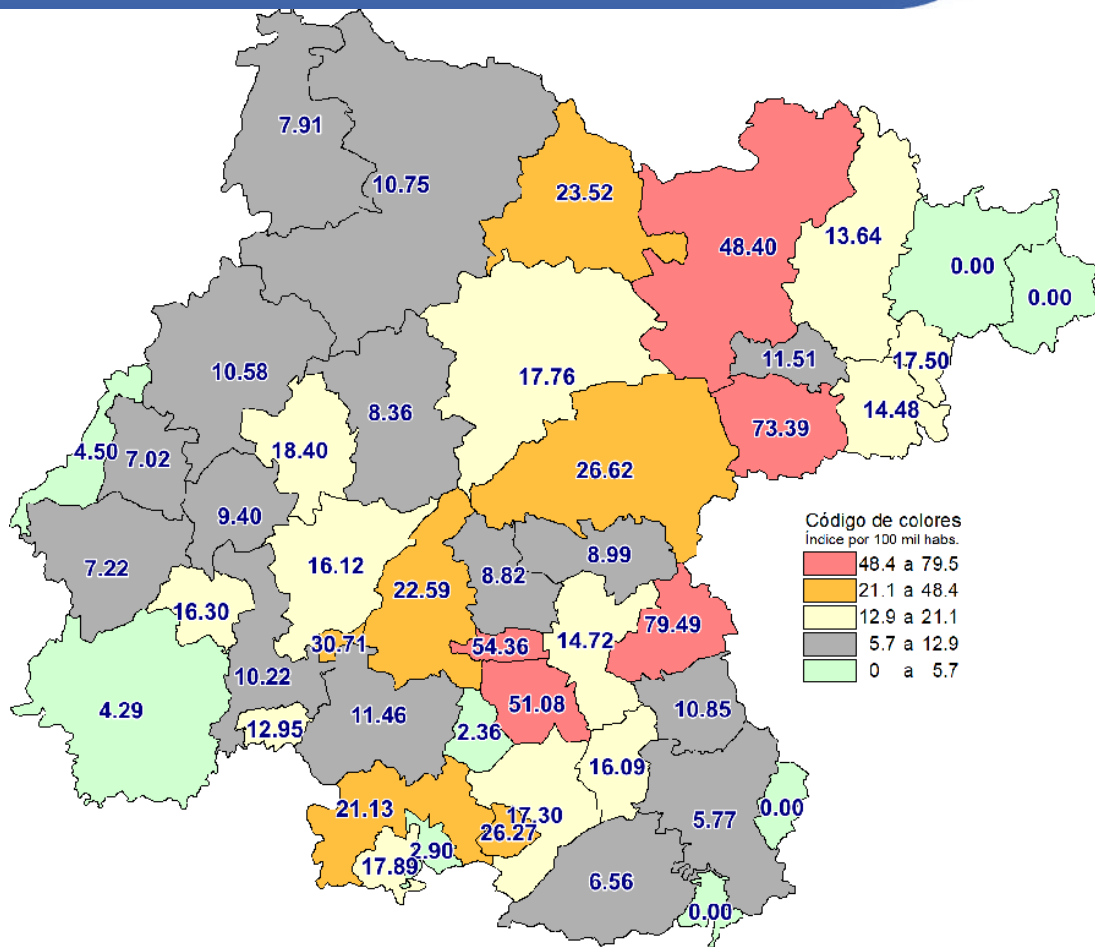


Robo a transportista

| Posición | Municipio | Incidencia | Índice (por 100 mil hab.) | Posición | Municipio | Incidencia | Índice (por 100 mil hab.) |
|----------|---------------------|------------|---------------------------|----------|--------------------------|------------|---------------------------|
| 1 | APASEO EL GRANDE | 1 | 0.98 | 24 | GUANAJUATO | 0 | 0.00 |
| 2 | SAN FELIPE | 1 | 0.83 | 25 | SALVATIERRA | 0 | 0.00 |
| 3 | SANTIAGO MARAVATIO | 0 | 0.00 | 26 | SAN DIEGO DE LA UNIÓN | 0 | 0.00 |
| 4 | SALAMANCA | 0 | 0.00 | 27 | SAN FRANCISCO DEL RINCÓN | 0 | 0.00 |
| 5 | VILLAGRÁN | 0 | 0.00 | 28 | HUANÍMARO | 0 | 0.00 |
| 6 | ACÁMBARO | 0 | 0.00 | 29 | SAN JOSÉ ITURBIDE | 0 | 0.00 |
| 7 | SAN LUIS DE LA PAZ | 0 | 0.00 | 30 | IRAPUATO | 0 | 0.00 |
| 8 | ATARJEIA | 0 | 0.00 | 31 | SAN MIGUEL DE ALLENDE | 0 | 0.00 |
| 9 | TIERRA BLANCA | 0 | 0.00 | 32 | JARAL DEL PROGRESO | 0 | 0.00 |
| 10 | CELAYA | 0 | 0.00 | 33 | SANTA CRUZ DE JUVENTINO | 0 | 0.00 |
| 11 | PURÍSIMA DEL RINCÓN | 0 | 0.00 | 34 | JERÉCUARO | 0 | 0.00 |
| 12 | COMONFORT | 0 | 0.00 | 35 | SILAO | 0 | 0.00 |
| 13 | APASEO EL ALTO | 0 | 0.00 | 36 | LEÓN | 0 | 0.00 |
| 14 | CORONEO | 0 | 0.00 | 37 | TARIMORO | 0 | 0.00 |
| 15 | SANTA CATARINA | 0 | 0.00 | 38 | MANUEL DOBLADO | 0 | 0.00 |
| 16 | CORTAZAR | 0 | 0.00 | 39 | URIANGATO | 0 | 0.00 |
| 17 | TARANDACUAO | 0 | 0.00 | 40 | MOROLEÓN | 0 | 0.00 |
| 18 | CUERÁMARO | 0 | 0.00 | 41 | VICTORIA | 0 | 0.00 |
| 19 | VALLE DE SANTIAGO | 0 | 0.00 | 42 | OCAMPO | 0 | 0.00 |
| 20 | DOCTOR MORA | 0 | 0.00 | 43 | XICHÚ | 0 | 0.00 |
| 21 | YURIRIA | 0 | 0.00 | 44 | PÉNJAMO | 0 | 0.00 |
| 22 | DOLORES HIDALGO CIN | 0 | 0.00 | 45 | ABASOLO | 0 | 0.00 |
| 23 | ROMITA | 0 | 0.00 | 46 | PUEBLO NUEVO | 0 | 0.00 |

Fuente: Secretariado Ejecutivo del Sistema Nacional de Seguridad Pública.

ROBO DE VEHÍCULO

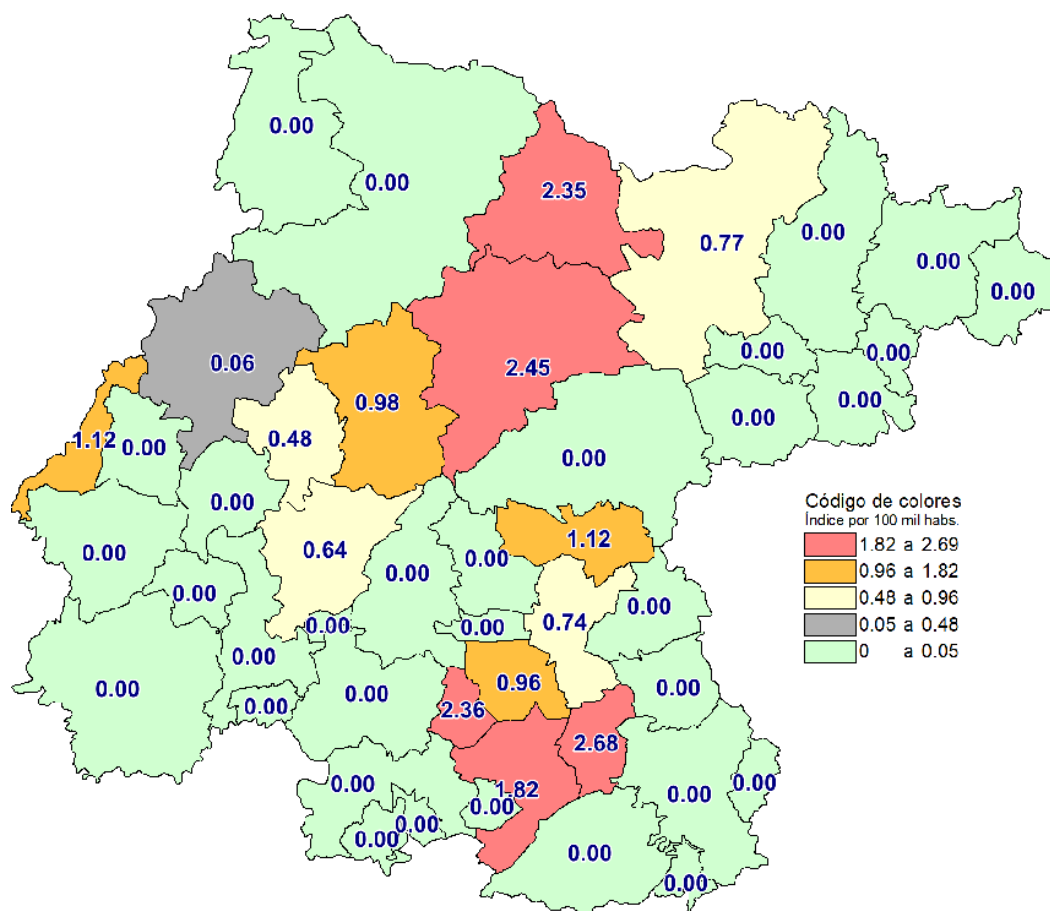


Robo de vehículo

| Posición | Municipio | Incidencia | Índice (por 100 mil habs.) | Posición | Municipio | Incidencia | Índice (por 100 mil habs.) |
|----------|-----------------------|------------|----------------------------|----------|--------------------------|------------|----------------------------|
| 1 | APASEO EL GRANDE | 81 | 79.49 | 24 | DOCTOR MORA | 3 | 11.51 |
| 2 | SAN JOSÉ ITURBIDE | 63 | 73.39 | 25 | VALLE DE SANTIAGO | 18 | 11.46 |
| 3 | VILLAGRÁN | 35 | 54.36 | 26 | APASEO EL ALTO | 8 | 10.85 |
| 4 | CORTAZAR | 53 | 51.08 | 27 | SAN FELIPE | 13 | 10.75 |
| 5 | SAN LUIS DE LA PAZ | 63 | 48.40 | 28 | LEÓN | 182 | 10.58 |
| 6 | PUEBLO NUEVO | 4 | 30.71 | 29 | ABASOLO | 10 | 10.22 |
| 7 | SAN MIGUEL DE ALLENDE | 50 | 26.62 | 30 | ROMITA | 6 | 9.40 |
| 8 | SANTIAGO MARAVATIO | 2 | 26.27 | 31 | COMONFORT | 8 | 8.99 |
| 9 | SAN DIEGO DE LA UNIÓN | 10 | 23.52 | 32 | SANTA CRUZ DE JUVENTINO | 8 | 8.82 |
| 10 | SALAMANCA | 68 | 22.59 | 33 | GUANAJUATO | 17 | 8.36 |
| 11 | YURIRIA | 16 | 21.13 | 34 | OCAMPO | 2 | 7.91 |
| 12 | SILAO | 38 | 18.40 | 35 | MANUEL DOBLADO | 3 | 7.22 |
| 13 | MOROLEÓN | 10 | 17.89 | 36 | SAN FRANCISCO DEL RINCÓN | 9 | 7.02 |
| 14 | DOLOROS HIDALGO CIN | 29 | 17.76 | 37 | ACÁMBARO | 8 | 6.56 |
| 15 | SANTA CATARINA | 1 | 17.50 | 38 | JERÉCUARO | 3 | 5.77 |
| 16 | SALVATIERRA | 19 | 17.30 | 39 | PURÍSIMA DEL RINCÓN | 4 | 4.50 |
| 17 | CUERÁMARO | 5 | 16.30 | 40 | PÉNJAMO | 7 | 4.29 |
| 18 | IRAPUATO | 101 | 16.12 | 41 | URIANGATO | 2 | 2.90 |
| 19 | TARIMORO | 6 | 16.09 | 42 | JARAL DEL PROGRESO | 1 | 2.36 |
| 20 | CELAYA | 80 | 14.72 | 43 | TARANDACUAO | 0 | 0.00 |
| 21 | TIERRA BLANCA | 3 | 14.48 | 44 | XICHÚ | 0 | 0.00 |
| 22 | VICTORIA | 3 | 13.64 | 45 | ATARJEJA | 0 | 0.00 |
| 23 | HUANÍMARO | 3 | 12.95 | 46 | CORONEO | 0 | 0.00 |

Fuente: Secretariado Ejecutivo del Sistema Nacional de Seguridad Pública.

ROBO DE GANADO

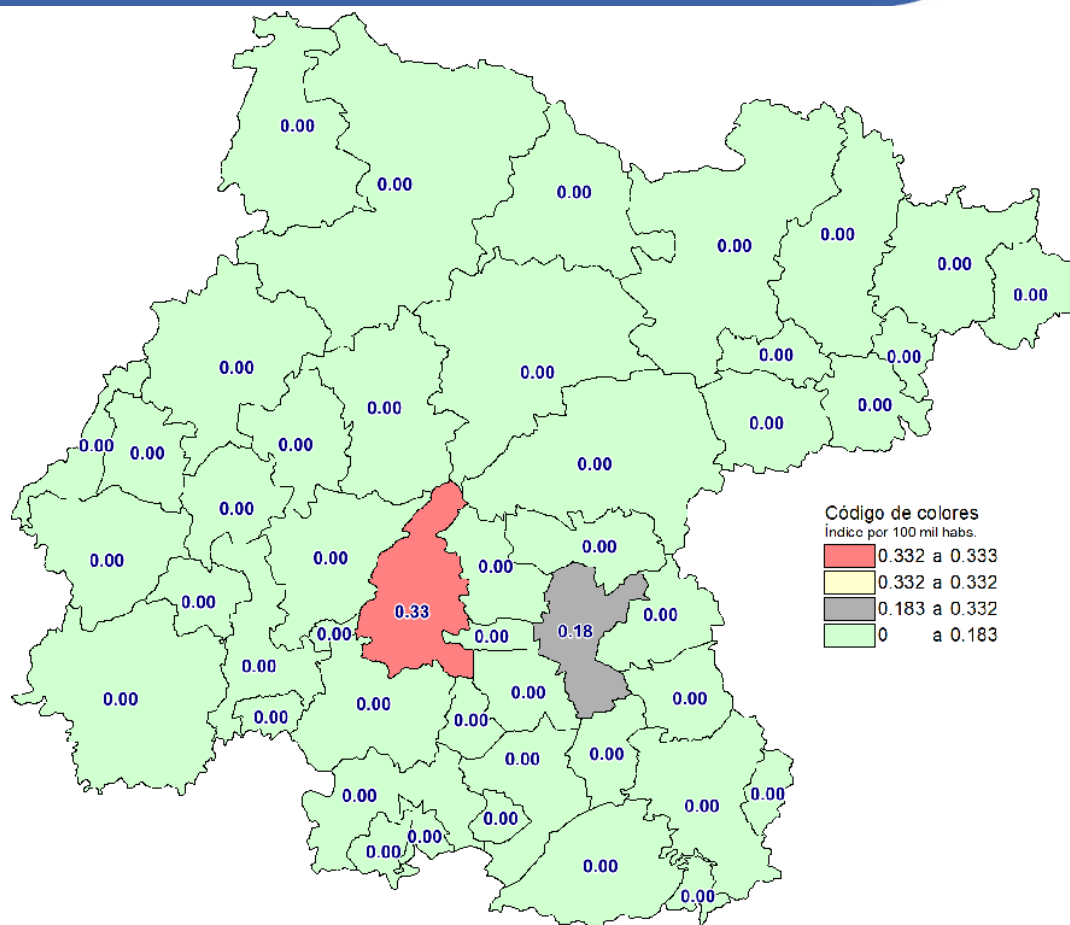


Robo de ganado

| Posición | Municipio | Incidencia | Índice (por 100 mil hab.) | Posición | Municipio | Incidencia | Índice (por 100 mil hab.) |
|----------|--------------------------|------------|---------------------------|----------|-------------------------|------------|---------------------------|
| 1 | TARIMORO | 1 | 2.68 | 24 | CUERÁMARO | 0 | 0.00 |
| 2 | DOLORES HIDALGO CIN | 4 | 2.45 | 25 | APASEO EL ALTO | 0 | 0.00 |
| 3 | JARAL DEL PROGRESO | 1 | 2.36 | 26 | TIERRA BLANCA | 0 | 0.00 |
| 4 | SAN DIEGO DE LA UNIÓN | 1 | 2.35 | 27 | SAN FELIPE | 0 | 0.00 |
| 5 | SALVATIERRA | 2 | 1.82 | 28 | VALLE DE SANTIAGO | 0 | 0.00 |
| 6 | PURÍSIMA DEL RINCÓN | 1 | 1.12 | 29 | SAN JOSÉ ITURBIDE | 0 | 0.00 |
| 7 | COMONFORT | 1 | 1.12 | 30 | VILLAGRÁN | 0 | 0.00 |
| 8 | GUANAJUATO | 2 | 0.98 | 31 | SAN MIGUEL DE ALLENDE | 0 | 0.00 |
| 9 | CORTAZAR | 1 | 0.96 | 32 | YURIRIA | 0 | 0.00 |
| 10 | SAN LUIS DE LA PAZ | 1 | 0.77 | 33 | SANTA CRUZ DE JUVENTINO | 0 | 0.00 |
| 11 | CELAYA | 4 | 0.74 | 34 | DOCTOR MORA | 0 | 0.00 |
| 12 | IRAPUATO | 4 | 0.64 | 35 | ROMITA | 0 | 0.00 |
| 13 | SILAO | 1 | 0.48 | 36 | ACÁMBARO | 0 | 0.00 |
| 14 | LEÓN | 1 | 0.06 | 37 | TARANDACUAO | 0 | 0.00 |
| 15 | SAN FRANCISCO DEL RINCÓN | 0 | 0.00 | 38 | MANUEL DOBLADO | 0 | 0.00 |
| 16 | SALAMANCA | 0 | 0.00 | 39 | URIANGATO | 0 | 0.00 |
| 17 | SANTA CATARINA | 0 | 0.00 | 40 | MOROLEÓN | 0 | 0.00 |
| 18 | ATARJEJA | 0 | 0.00 | 41 | VICTORIA | 0 | 0.00 |
| 19 | APASEO EL GRANDE | 0 | 0.00 | 42 | OCAMPO | 0 | 0.00 |
| 20 | JERÉCUARO | 0 | 0.00 | 43 | XICHÚ | 0 | 0.00 |
| 21 | HUANÍMARO | 0 | 0.00 | 44 | PÉNJAMO | 0 | 0.00 |
| 22 | SANTIAGO MARAVATIO | 0 | 0.00 | 45 | ABASOLO | 0 | 0.00 |
| 23 | CORONEO | 0 | 0.00 | 46 | PUEBLO NUEVO | 0 | 0.00 |

Fuente: Secretariado Ejecutivo del Sistema Nacional de Seguridad Pública.

SECUESTRO

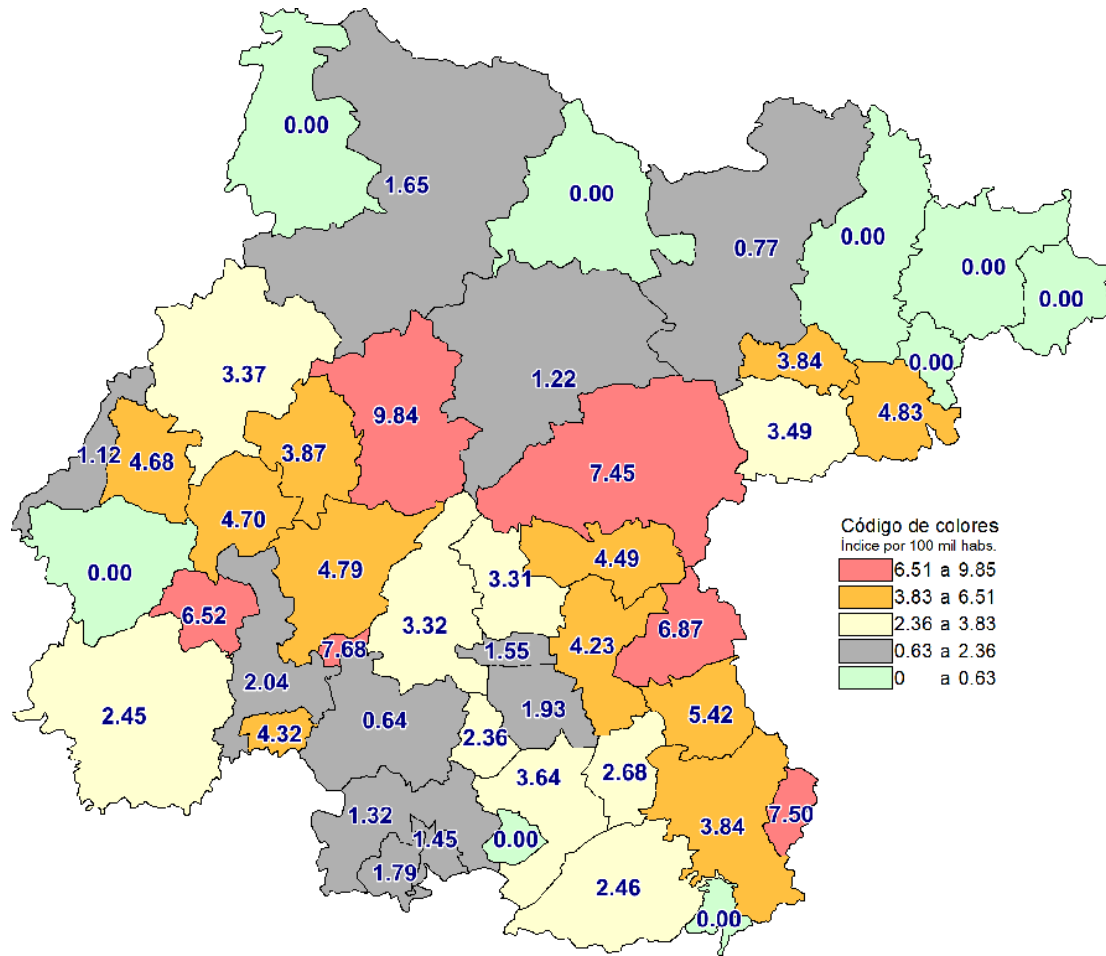


Secuestro

| Posición | Municipio | Incidencia | Índice (por 100 mil hab.) | Posición | Municipio | Incidencia | Índice (por 100 mil hab.) |
|----------|--------------------------|------------|---------------------------|----------|-------------------------|------------|---------------------------|
| 1 | SALAMANCA | 1 | 0.33 | 24 | DOLORES HIDALGO CIN | 0 | 0.00 |
| 2 | CELAYA | 1 | 0.18 | 25 | SALVATIERRA | 0 | 0.00 |
| 3 | TIERRA BLANCA | 0 | 0.00 | 26 | GUANAJUATO | 0 | 0.00 |
| 4 | SAN LUIS DE LA PAZ | 0 | 0.00 | 27 | SAN FELIPE | 0 | 0.00 |
| 5 | PURÍSIMA DEL RINCÓN | 0 | 0.00 | 28 | HUANÍMARO | 0 | 0.00 |
| 6 | APASEO EL GRANDE | 0 | 0.00 | 29 | SAN JOSÉ ITURBIDE | 0 | 0.00 |
| 7 | SANTIAGO MARAVATIO | 0 | 0.00 | 30 | IRAPUATO | 0 | 0.00 |
| 8 | ATARJEA | 0 | 0.00 | 31 | SAN MIGUEL DE ALLENDE | 0 | 0.00 |
| 9 | VILLAGRÁN | 0 | 0.00 | 32 | JARAL DEL PROGRESO | 0 | 0.00 |
| 10 | ACÁMBARO | 0 | 0.00 | 33 | SANTA CRUZ DE JUVENTINO | 0 | 0.00 |
| 11 | APASEO EL ALTO | 0 | 0.00 | 34 | JERÉCUARO | 0 | 0.00 |
| 12 | SAN DIEGO DE LA UNIÓN | 0 | 0.00 | 35 | SILAO | 0 | 0.00 |
| 13 | SAN FRANCISCO DEL RINCÓN | 0 | 0.00 | 36 | LEÓN | 0 | 0.00 |
| 14 | COMONFORT | 0 | 0.00 | 37 | TARIMORO | 0 | 0.00 |
| 15 | SANTA CATARINA | 0 | 0.00 | 38 | MANUEL DOBLADO | 0 | 0.00 |
| 16 | CORONEO | 0 | 0.00 | 39 | URIANGATO | 0 | 0.00 |
| 17 | TARANDACUJO | 0 | 0.00 | 40 | MOROLEÓN | 0 | 0.00 |
| 18 | CORTAZAR | 0 | 0.00 | 41 | VICTORIA | 0 | 0.00 |
| 19 | VALLE DE SANTIAGO | 0 | 0.00 | 42 | OCAMPO | 0 | 0.00 |
| 20 | CUERÁMARO | 0 | 0.00 | 43 | XICHÚ | 0 | 0.00 |
| 21 | YURIRIA | 0 | 0.00 | 44 | PÉNJAMO | 0 | 0.00 |
| 22 | DOCTOR MORA | 0 | 0.00 | 45 | ABASOLO | 0 | 0.00 |
| 23 | ROMITA | 0 | 0.00 | 46 | PUEBLO NUEVO | 0 | 0.00 |

Fuente: Secretariado Ejecutivo del Sistema Nacional de Seguridad Pública.

VIOLACIÓN



Violación

| Posición | Municipio | Incidencia | Índice (por 100 mil hab.) | Posición | Municipio | Incidencia | Índice (por 100 mil hab.) |
|----------|--------------------------|------------|---------------------------|----------|-----------------------|------------|---------------------------|
| 1 | GUANAJUATO | 20 | 9.84 | 24 | ACÁMBARO | 3 | 2.46 |
| 2 | PUEBLO NUEVO | 1 | 7.68 | 25 | PÉNJAMO | 4 | 2.45 |
| 3 | CORONEO | 1 | 7.50 | 26 | JARAL DEL PROGRESO | 1 | 2.36 |
| 4 | SAN MIGUEL DE ALLENDE | 14 | 7.45 | 27 | ABASOLO | 2 | 2.04 |
| 5 | APASEO EL GRANDE | 7 | 6.87 | 28 | CORTAZAR | 2 | 1.93 |
| 6 | CUERÁMARO | 2 | 6.52 | 29 | MOROLEÓN | 1 | 1.79 |
| 7 | APASEO EL ALTO | 4 | 5.42 | 30 | SAN FELIPE | 2 | 1.65 |
| 8 | TIERRA BLANCA | 1 | 4.83 | 31 | VILLAGRÁN | 1 | 1.55 |
| 9 | IRAPUATO | 30 | 4.79 | 32 | URIANGATO | 1 | 1.45 |
| 10 | ROMITA | 3 | 4.70 | 33 | YURIRIA | 1 | 1.32 |
| 11 | SAN FRANCISCO DEL RINCÓN | 6 | 4.68 | 34 | DOLORES HIDALGO CIN | 2 | 1.22 |
| 12 | COMONFORT | 4 | 4.49 | 35 | PURÍSIMA DEL RINCÓN | 1 | 1.12 |
| 13 | HUANÍMARO | 1 | 4.32 | 36 | SAN LUIS DE LA PAZ | 1 | 0.77 |
| 14 | CELAYA | 23 | 4.23 | 37 | VALLE DE SANTIAGO | 1 | 0.64 |
| 15 | SILAO | 8 | 3.87 | 38 | SANTA CATARINA | 0 | 0.00 |
| 16 | JERÉCUARO | 2 | 3.84 | 39 | ATARJEA | 0 | 0.00 |
| 17 | DOCTOR MORA | 1 | 3.84 | 40 | TARANDACUAO | 0 | 0.00 |
| 18 | SALVATIERRA | 4 | 3.64 | 41 | VICTORIA | 0 | 0.00 |
| 19 | SAN JOSÉ ITURBIDE | 3 | 3.49 | 42 | OCAMPO | 0 | 0.00 |
| 20 | LEÓN | 58 | 3.37 | 43 | XICHÚ | 0 | 0.00 |
| 21 | SALAMANCA | 10 | 3.32 | 44 | MANUEL DOBLADO | 0 | 0.00 |
| 22 | SANTA CRUZ DE JUVENTINO | 3 | 3.31 | 45 | SANTIAGO MARAVATIO | 0 | 0.00 |
| 23 | TARIMORO | 1 | 2.68 | 46 | SAN DIEGO DE LA UNIÓN | 0 | 0.00 |

Fuente: Secretariado Ejecutivo del Sistema Nacional de Seguridad Pública.